

Flo Community Water Supply Corporation

13934 FM 1511

Buffalo, TX 75831

903-322-4134 (phone) ~ 903-322-1778 (fax)

www.flocommunitywater.org

CUSTOMER SERVICE INSPECTION (CSI) INSTRUCTIONS

BEFORE WATER IS ACCESSIBLE

a state required CSI (performed by a Flo Water Licensed Operator) must be completed within 10 days!!

-Blue section **EVERY MEMBER**; new meter install, transfer of service, restoration of service, etc...

-Red section **ONLY** for new construction of residence.

-If inspector finds anything not within state compliance, water will be turned off and locked, this includes a cross connection or multiple residents on one meter.

-If no water line is connected within 10 days water meter will be locked until CSI can be completed.

Once the BLUE section is completed Call 903-322-4134 to set up your appointment!

-If CSI is not completed within 30 days of installation/connection meter is liable for disconnection.

Here are the things that must be in place before you call:

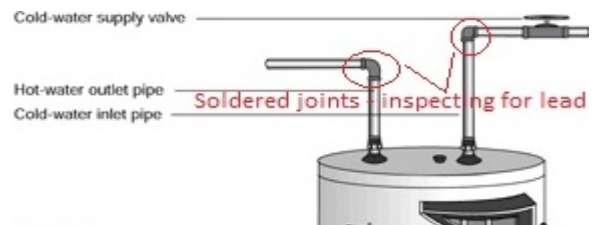
- ✓ **Every Meter:** Uncovered shut off 1 foot from the meter box and must be clean and accessible at all times.
Connection into the Flo Water provided meter takes a 3/4" male threaded fitting. Tampering with this meter or using this meter to turn your water off and on (other than water line hookup) is prohibited by the member. If there is a problem with your Flo Water provided meter please contact the office at the number listed below.



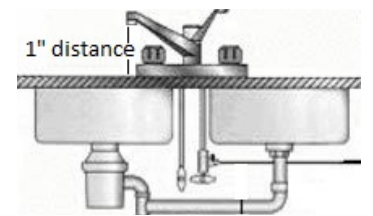
- ✓ **Every Meter:** Must have permanently installed Hose Bibbs (Atmospheric Vacuum Breaker) on each outside faucet. These can be purchased from your local hardware store.



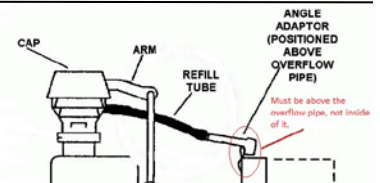
- ✓ **New Construction Permanent Dwelling (Mobile homes not included):**
Hot Water Heater inspection:
If your hot water heater joints are soldered, a lead test will be required.



- ✓ **New Construction Permanent Dwelling (Mobile homes not included):**
Faucet inspection:
All faucets just be at least 1" above the sink basin.



- ✓ **New Construction Permanent Dwelling (Mobile homes not included):**
Toilet inspection:
Refill tube must be above the overflow pipe, not in the pipe.



**** New Construction items MUST BE INSPECTED WITHIN 10 DAYS OF COMPLETION!**